

Project:
Type:
Date:
Product Code:
Approval:



**BLWD**

The BLWD is an LED wrap fixture designed for surface and suspended mounting. It is well suited for use in office spaces, hallways, and applications where existing luminaires can be replaced with a new energy efficient LED fixture while covering existing ceiling lines and unpainted areas.

**FEATURES**

- L70 of over 200,000 hours
- Hinged frosted diffuser
- Fixture lensing provides an even light distribution through the use of 120 degree angle LED chips and a specially designed extruded lens
- 0 - 10V dimming standard

**OPTIONS**

- Available in 3000K, 3500K, 4000K, 5000K, and 6500K
- Lumen packages are available from 2,000L to 6,000L
- 90 CRI available
- NEDAP wireless controls

**APPLICATIONS**

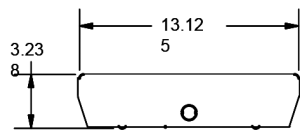
- Hospitals
- Offices
- Schools

**OPERATING TEMPERATURE**

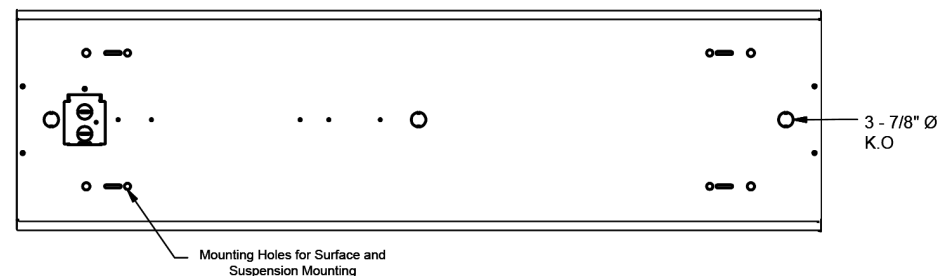
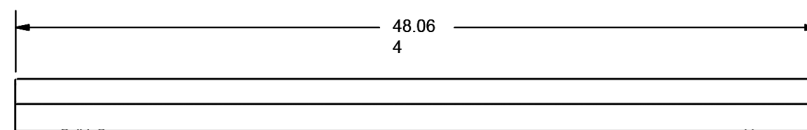
- -20°C to 35°C

**PRODUCT DIMENSIONS**

End View



Side View



**OPTICS**

High-efficiency frosted diffuser maximizes light distribution while providing diffusion of LED point sources.

**ELECTRICAL**

All components are UL recognized. The fixture is available in 120 - 277V and 347V.

**MOUNTING**

Holes provided for surface and suspended mounting.

**CONSTRUCTION**

- Pre-painted white steel fixture components are precision bent for added strength and rigidity
- Access panel provided for easy wiring
- Shallow fixture design for ease of installation and a clean, professional look

**APPROVALS**

- ETL Listed
- DLC Listed

**WARRANTY**

- Standard 5 year system, and 10 year LED warranty



**PRODUCT KEY**

Fixture Type	Fixture Size	Lumen Output	CRI	Colour Temp	Driver Voltage	Options
<b>BLWD</b>	4'					
		2	8 - 80 CRI	30 - 3000 K	UNV	<b>Lenses</b> Blank - Standard
		3	9 - 90 CRI	35 - 3500 K	347	<b>Wire Guard</b> G1 - White Wire Guard
		4		40 - 4000 K		<b>Wireless Controls</b> WC1 - NEDAP Wireless Controls
		5		50 - 5000 K		<b>Mounting</b> M3 - Aircraft Cable "Y-Toggle", 5 FT M23 - Aircraft Cable "Y-Toggle", 10 FT M24 - Pendant Mount, 3/4" Hub and Stabilizer Bracket
		6		65 - 6500 K		<b>Cords (Specify Length)</b> W3xx - 16/3 White Cord W4xx - 16/3 Black Cord W8xx - 16/3 Power Cord and 120 volt plug
						<b>Motion Sensor</b> W12 - On/Off Motion Sensor W26 - Photocell Motion Sensor
						<b>Colour</b> Blank - Standard White C5 - Black C15 - Silver

**WATTAGE CHART**

Length	Lumen Output	Actual Lumen Output	Fixture Wattage	Lumens per Watt
4'	2.0	2,124	17.0	123.06
	3.0	3,136	24.0	130.67
	4.0	4,148	32.0	129.63
	5.0	5,160	40.0	129.00
	6.0	6,172	48.0	128.58

\* Based on UNV voltage  
 \* Based on an Frosted lens  
 \* Based on 4000K