


| | | | | | |
|-------------|--|-----------|--|------|--|
| Project | | Catalog # | | Type | |
| Prepared by | | Notes | | Date | |



Metalux

24FP

2' x 4' Edge Lit Panel
Recessed
Suspended/Surface

Typical Applications

• Commercial Office • Schools • Healthcare • Retail

Interactive Menu

- Order Information [page 2](#)
- Photometric Data [page 3](#)
- Control Systems [page 3](#)
- Product Warranty

Product Certification



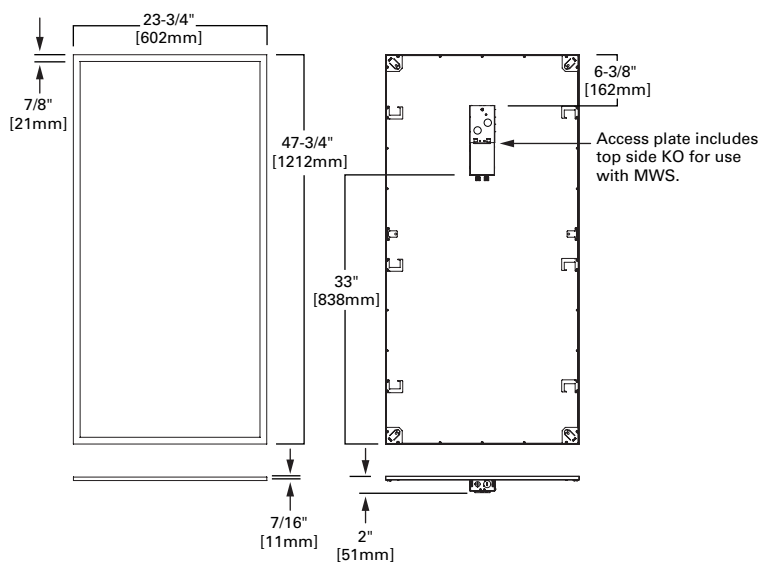
Product Features



Features

- 2" height ideal for shallow plenums
- Low wattage to high lumen output available
- High efficacy to 135 LPW
- Multiple stock SKUs
- Large j-box with multiple KOs to facilitate installation

Dimensional and Mounting Details



Ordering Information/Performance

UNV (120-277)

| Catalog | UPC | CCT | CRI (Min) | Delivered Nominal Lumens | Watts | Efficacy (lm/W) | Input Current (A) | |
|---------------------------|--------------|-------|-----------|--------------------------|-------|-----------------|-------------------|------|
| | | | | | | | 120V | 277V |
| 24FP4735C ⁽¹⁾ | 080083833641 | 3500K | 80 | 4591 | 41.4 | 111 | .35 | .15 |
| 24FP4740C ⁽¹⁾ | 080083833665 | 4000K | 80 | 4556 | 41.4 | 110 | | |
| 24FP4750C ⁽¹⁾ | 080083833689 | 5000K | 80 | 4433 | 41.4 | 107 | | |
| 24FP6435C ⁽¹⁾ | 080083833702 | 3500K | 80 | 6091 | 60.3 | 101 | .50 | .22 |
| 24FP6440C ⁽¹⁾ | 080083833726 | 4000K | 80 | 6506 | 62.2 | 105 | .52 | |
| 24FP6450C ⁽¹⁾ | 080083833740 | 5000K | 80 | 6164 | 61.5 | 100 | .51 | |
| 24FP3830C9 ⁽²⁾ | 080083833825 | 3000K | 90 | 3886 | 40.3 | 96 | .36 | .15 |
| 24FP5830C9 ⁽²⁾ | 080083833849 | 3000K | 90 | 5282 | 58.2 | 91 | .51 | .22 |
| 24FP3835HE ⁽²⁾ | 080083858927 | 3500K | 80 | 3849 | 28.5 | 135 | .24 | .1 |
| 24FP3840HE ⁽²⁾ | 080083858941 | 4000K | 80 | 3780 | 28.9 | 131 | .25 | .11 |
| 24FP3130C ⁽²⁾ | 080083858866 | 3000K | 80 | 3328 | 28.6 | 116 | .24 | |
| 24FP3135C ⁽²⁾ | 080083858880 | 3500K | 80 | 3553 | 29.3 | 121 | .25 | |
| 24FP3140C ⁽²⁾ | 080083858903 | 4000K | 80 | 3608 | 29.4 | 123 | | |

347V

| | | | | | | | | |
|-------------------------------|-------------|-------|----|------|------|-----|------|--|
| 24FP4735C-347V ⁽³⁾ | 80083885503 | 3500K | 80 | 4712 | 40.2 | 117 | .119 | |
| 24FP4740C-347V ⁽³⁾ | 80083876747 | 4000K | 80 | 4685 | 40.2 | 117 | | |
| 24FP4750C-347V ⁽³⁾ | 80083885589 | 5000K | 80 | 4659 | 40.2 | 116 | | |
| 24FP6435C-347V ⁽³⁾ | 80083885527 | 3500K | 80 | 6402 | 58.0 | 110 | .171 | |
| 24FP6440C-347V ⁽³⁾ | 80083876969 | 4000K | 80 | 6838 | 58.0 | 118 | | |
| 24FP6450C-347V ⁽³⁾ | 80083885602 | 5000K | 80 | 6479 | 58.0 | 112 | | |

Notes: (1) Stocked at multiple North American DCs. Best opportunity for availability. (2) Stocked at select DCs. May incur extended lead-times. (3) Stocked at Canada DC.

Options

| Catalog | Description | Example | Notes |
|--------------------|---|--|--|
| EL7W | 7W EM Pack, Installed | 24FP6440C-EL7W | Remote Indicator/Test Switch |
| EL14W | 14W EM Pack, Installed | 24FP4740C-EL14W | Remote Indicator/Test Switch |
| A3/8-4/18GDIM | 6' Length, 3/8" Cable, 2 Wire, 2 Dimming Leads, Ground | 24FP3135C-A3/8-4/18G DIM | |
| A3/8-5/18GDIM | 6' Length, 3/8" Cable, 3 Wire, 2 Dimming Leads, Ground | 24FP3840HE-A3/8-5/18G DIM | |
| EL7W-A3/8-5/18GDIM | 7W EM Pack, Installed, and 6' Flex, 3/8" Cable, 3 Wire, 2 Dimming Leads, Ground | 24FP3830C9-EL14W-A3/8-5/18GDIM 24FP6450C-EL7W-A3/8-4/18GDIM | EL7W and EL14W can be used with any of the optional flex. EM pack is always specified before (to the left of) the flex, in the catalog number. |
| ATW-SW4 | Chicago Rated | ATW-SW4-24FP4740C | May not be used with EL7W, EL14W, or flex. ATW-SW4 provides IP5X rating from above the fixture also, accomplished with gasket on the j-box. |

Product Specifications

Construction

- Narrow aluminum bezel is tightly held to code gauge steel back plate
- Seamless corners to maximize the light emitting surface with a refined finish

Mounting

- Integral grid locking clips and separate suspension clips provided for installation flexibility when additional retention is required
- Junction box constructed of code gauge galvanized steel with and easy access hinged door
- Multiple Trade size KO provided and JBox is suitable for up to 12AWG wiring
- Stock luminaire is less than 2" for use in shallow plenum or low ceiling spaces
- Surface or suspension mounting kits available
- ATW-SW4 option is available for CCEA compliance and provides full IP5X rating
- Factory installed flexible cable with dimming leads options available

Controls

- Standard UNV 120 - 277V driver with 0-10V dimming to 10% standard
- Optional 347V driver with 0-10V dimming driver
- Compatible with field installed wireless controls available for either Wavelinx or Enlighted

Electrical

- Standard and High Efficacy models available
- LED's available in 3000K, 3500K, 4000K, and 5000K with a minimum of 80 CRI
- 90 CRI available with 3000K
- Projected lumen maintenance based on TM21 testing standards is L73 > 60,000 hours
- Emergency battery pack options available in 7w and 14w options
- Battery pack options available as factory installed or field installed for remote mounting

Optical Shielding

- Acrylic light guide with specialized features to optimize light extraction

- White frost lens with smooth pattern for uniform illumination
- Scratch and impact resistant

Compliance

- Indoor luminaires are cULus listed for 25C ambient environments
- IC rated for direct insulation contact
- RoHS compliant
- Damp location listed
- IESNA LM-79 and LM-80 standards compliant
- DesignLights Consortium® Qualified and classified for both DLC Standard and DLC Premium, refer to www.designlights.org for details.
- Can be used for State of California Title 24 high efficacy luminaire
- IP5X rated

Warranty

- Five year warranty.

Load Data (Stock Product)

| | |
|-----------------|----------|
| Thd | 13% |
| Power Factor | 0.96 |
| Weight | 18.5 lbs |
| Low Temp. Start | -20°C |

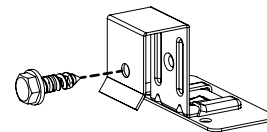
Shipping Data

| Fixture Size | Wt. | Pallet Size | Units per Pallet |
|--------------|---------|-------------|------------------|
| 2' x 4' | 42 lbs. | 53" x 30" | 22 |

Ceiling Retention

| Catalog | UPC |
|---------|--------------|
| FPEQ | 080083802685 |

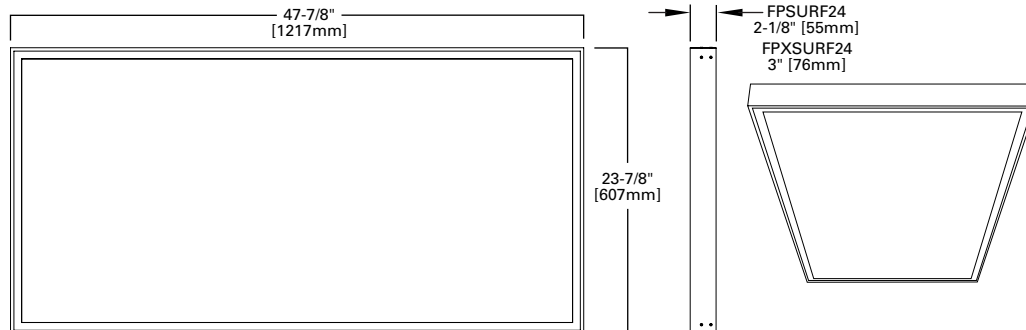
Required by some local codes. Order one set for each fixture (Four clips per kit)



Accessories/Ordering Information Surface Mount Kit

| Catalog | UPC |
|---------------|--------------|
| FPSURF24 (3) | 080083802746 |
| FPXSURF24 (4) | 080083867400 |

Notes: (3) FPSURF24 surface mount kit may not be used with EL7W or EL14W options.
(4) FPXSURF24 surface mount kit is deep enough to fit all available options.

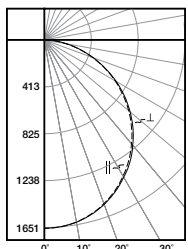


Drywall Frame Kit

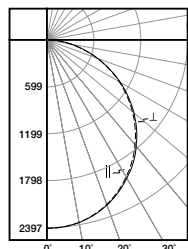
| Catalog | UPC |
|----------|--------------|
| DF-24W-U | 662401232970 |

Photometric Data

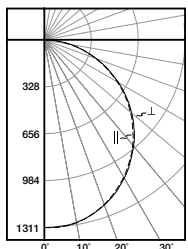
View IES files



24FP4735C
Electronic Driver
Linear LED 3500K
Spacing criterion: (II) 1.24 x mounting height,
(⊥) 1.25 x mounting height
Lumens: 4591
Input Watts: 41.4W
Efficacy: 111 LPW
Test Report: 24FP4735C.IES



24FP6440C
Electronic Driver
Linear LED 4000K
Spacing criterion: (II) 1.24 x mounting height,
(⊥) 1.25 x mounting height
Lumens: 6506
Input Watts: 62.2W
Efficacy: 105 LPW
Test Report: 24FP6440C.IES



24FP3840HE
Electronic Driver
Linear LED 4000K
Spacing criterion: (II) 1.25 x mounting height,
(⊥) 1.26 x mounting height
Lumens: 3780
Input Watts: 28.9W
Efficacy: 130.8 LPW
Test Report: 24FP3840HE.IES